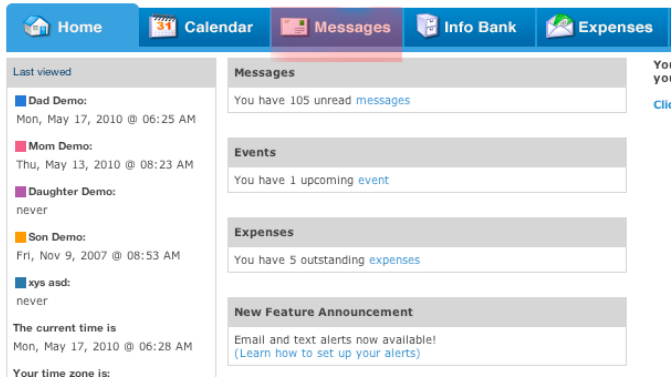
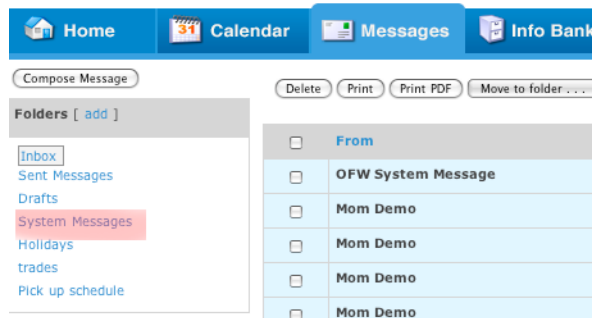


I received a message that my co-parent created an event. How do I find a calendar event that my co-parent has created?

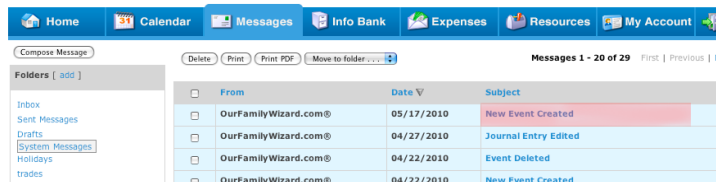
If you have your OFW alerts set up to email/text you when a new calendar event is created, you can find that event by going to your message tab.



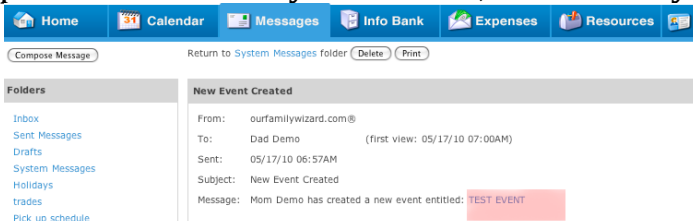
1. Select the “system messages” from the folder menu on the left side.



2. Find the latest message titled “New Event Created” and select it.



3. Inside the message you will find the title of the event your co-parent created. If you select it, it will take you to the event details.



4. In the event details, you will be able to see date, time and place of the event as well as any other pertinent information.

[Home](#)
[Calendar](#)
[Messages](#)
[Info Bank](#)
[Expenses](#)

[Create Event](#)
[Trade/Swap](#)
[Parenting Schedule](#)
[Holidays](#)
[Journal](#)
[Export](#)
[Printer Friendly](#)

WARNING: Your computer's clock is not in sync with your account and it may cause problems when editing your calendar.

Parenting Schedule

May 2010						
S	M	T	W	T	F	S
25	26	27	28	29	30	1
2	3	4	5	6	7	8
9	10	11	12	13	14	15
16	17	18	19	20	21	22
23	24	25	26	27	28	29
30	31	1	2	3	4	5

Event Details
[Back to Calendar View](#) | [Print this event](#)

Creator: Mom Demo
 Created: 05/17/2010 at 06:57:11 AM
 Title: TEST EVENT
 Begins: 06:00AM 05/20/10 Drop off parent: Mom Demo
 Ends: 07:00AM 05/20/10 Pick up parent: Dad Demo
 Repeating:
 Event for: Not Specified
 Children:
 Location: School
 Notes:
 Icon: none
 Send Reminder: No
 Private: No